



SIM HAZE RACING

BY ENG BILLAL ZAWHEEL
BY ENG BILLAL ZAWHEEL



SIM HAZE RACING


ONLINE BUSSINESS CATALOGE



SIM HAZE RACING


Professional's Pedals



Item name	Details	Picture	Price (\$)
Sim Coaches			
P1-2 Pro Inverted Sim Pedals	<ul style="list-style-type: none"> • Most Realistic Brake Feel • Pedal Calibration Software • Built with the highest quality materials tested to last. 		1680\$


PRO




<p>P1-2 Pro Pedals</p>	<ul style="list-style-type: none"> • Most Realistic Brake Feel • Pedal Calibration Software • Built with the highest quality materials tested to last. • 4.7 Stars on TrustPilot 		<p>1677\$</p>
<p>P1-3 Pro Inverted Hydraulic Sim Pedals</p>	<ul style="list-style-type: none"> • Most Realistic Brake Feel • Pedal Calibration Software • Built with the highest quality materials tested to last. • 4.7 Stars on TrustPilot 		<p>2379\$</p>

PRO



<p>P1-3 Pro Hydraulic Sim Racing Pedals</p>	<ul style="list-style-type: none"> • Most Realistic Brake Feel • Pedal Calibration Software • Built with the highest quality materials tested to last. • 4.7 Stars on TrustPilot 		<p>2399\$</p>
--	--	--	---------------



Sim grade

<p>SIMGRAD E R7 Pedals</p>	<ul style="list-style-type: none"> • Heavy-duty stainless-steel construction • Calibration software • Adjustable max. compression for each polyurethane spring in 1 mm steps 		<p>1079.99€</p>
-----------------------------------	---	---	-----------------



SIM HAZE RACING

PRO

Sim forge			
<p>Mrk-1 Dark Edition</p>	<ul style="list-style-type: none"> • 24-Bit Resolution on the Brake Pedal. • 16-Bit Resolution on the Accelerator and Clutch Pedal. • 80Kg Load Cell for the Brake Pedal. • 14 Different Angle adjustments for individual Pedals • Plug and play Electronics Board. 		<p>480\$</p>
Sim trees			
<p>Pro Pedal GT</p>	<ul style="list-style-type: none"> • Premium construction • Smart drive configuration software • Adjustable pedal distance & height 		<p>1199€</p>



Ricmo Tech

GTpro3
Tilton
Professional
1 Simulator
Pedal Set -
Gen2

- Only for PC
- Based on Tilton 600 Series Floor Mounted Pedals
- All Metal Construction
- Magnetic Hall Effect Sensor on Throttle Pedal for Accurate Position Readings
- Real Hydraulic Master Cylinder on Brake and Clutch



2049\$

PRO



SIM HAZE RACING

Ricmotech
GTpro1-S
Overhung
Professional
1 Simulator
Pedal Set -
Gen2

- Only for PC
- Built on Wilwood pedal frames
- All Metal Construction
- Real Master Cylinder on Brake and Clutch
- Pressure Sensor on Master Cylinders Reads Pedal Force
- Adjustable Pedal Positions



1599.95\$

PRO



SIM HAZE RACING